



# Kid's Corner Newsletter

DECEMBER 2024

Mocha



Finnegan

Tiger



# December is National Cat Lover Month!

In honor of Cat Lover Month, you knead to take a meow-ment to read these paw-some facts!



1. **Cats Can Jump Up to Six Times Their Body Length.** Most cats can jump up to six times their body length, partly due to their strong legs and flexible spine.
2. **Cats Have an Extra Organ that Helps Them Taste.** They have an extra organ in their mouth called the Jacobson's organ, or vomeronasal organ, located inside the nasal cavity and the roof of the mouth, which helps them taste and smell things that are not detected by the normal taste buds.
3. **Cats Can't Taste Sweetness.** This is because cats are carnivores and thrive on a meat-based diet, and they are not biologically able to taste sugar.
4. **A Group of Cats is Called a Clowder.** Just like a group of dogs is called a pack, a group of cats is called a clowder.
5. **Cats Have an Amazing Sense of Balance.** Cats are famous for their amazing sense of balance, and have what's called a righting reflex and a very flexible spine, which allows them to twist their bodies in mid-air to land on their feet.

# Easy Cat Enrichment DIY Activities

## CAT TOY WANDS

Materials:

Wooden Dowel

Bells

Fabric scraps – ribbons, clean shoelaces, yarn, etc.

Scissors

Optional: Baker's Twine or similar to cover the dowel and Fabric Glue



Instructions:

1. To make your wand look “irresistible”, begin by wrapping the plain wooden dowel with Baker's Twine. When you finish wrapping the dowel, leave an excess amount (10-12 inches) so that you can tie your fabric scraps to the end. Use a small amount of fabric glue to secure the twine to the dowel, so that it doesn't unravel. OR
2. Drill a small hole in one end of the wooden dowel and thread a long piece of the Baker's Twine through the hole. Tie the twine in a knot to secure it to the wooden dowel.
3. Take all of your fabric scraps and tie them to the end of the Baker's Twine.
4. Select different scraps of fabric and tie on the jingle bells for added fun!

## CAT PUZZLES

Materials:

Toilet paper or paper towel rolls

Empty square or rectangle tissue box or a shoe box

Hot glue gun



Scissors







Instructions:

1. If using a tissue box, cut off the top so that the box is open.
2. Cut the tubes to the same length as the height of the box if needed.
3. Place the tubes in the box, gluing each one in place as you go. Continue until the box is filled snugly with the tubes.
4. Deliver to the shelter, and we will fill the tubes with treats to keep our cats busy and entertained!

# Holiday Maze!



Help Kringle get to his special holiday treat at the end of the maze!



# Cat Word Search

L U I U Z D F M L W Z C A A I J T C S J D H P M F W X B T U  
Q E B R S K R I K C D E K F D F J B P Q L X L I M G M H S U  
T X C L A W S S B J O A B H I M S Q A C E O H Z T U A Y J U  
Q U Y A V A K E L B C Y Q N I Z D X P C B L U P T O F G A H  
R Q L C J F W P G W O Z X S Q P U R R D D Y R Q O R N P E H  
M S B D H L N H G I C W X W A U I M V V L X J X C K Q O I N  
B E Q H N V Y G E J Q V A A H V V E D H W S V R B O B S Z X  
F B O C K J P F H C Q M X Z X I A X O T O T K H M K H T P J  
J J V W P Z P Y Q U U S W E H P S Z N Y L H B R W U E X H T  
J B G L M Z P X P E X E V E A N W K C J H T N Z U O R P H I  
O V B Y H L M M I Z B D N L V C B N E V B M K I W O X T G H  
I T U N Z M G G Q R O D C K Y W W V X R G T H Q A D N C Z H  
M G Q U K B V A L U R F C I Z F D H O F S R H Z W J Z Y Z N  
D N T B J Q Q M Z L Q B G A H E A B P G Q E K X D T X Y P C  
E E B R P X G Z Z A A Q O F K O D U X Q L A B R Y S B I A T  
P D H P O G Y N T Q F Q N P U D H M A V K T E Z C L X A X I  
G P A C H A C Q C P C O L L A R Y D R L W S L I T T E R S X  
X C E P G J T T Q A F M X D V W L Q H E T Z R I G C F Q G P  
O K M W D Q D V O J T N L N W Q L N J Q N L Q F R N R I L G  
R K A P U C O L K F Q N J Q I Q F J C J E F F E D T I T U X  
X K P V N E D K E T V M I V S M F J G T M D I Z X G T N W C  
D E Y X J X T O M O Y N D P S C G O H N O Y V G J E H S R K  
D H K C M X X Q T K J Z G G L P R A S L E E P F G J H H N P  
M K E V E M K V C S X Q R B F A B A T A O M S C D N P F V H  
B A J W G R C R T W K Z N K Y C Y A T N U A T N U P I Z D E  
C Y K X Y C M D I L A M T L E Z M F W C S K I T T E N X N Z  
J O L L C G M T S X S G R C A T F L U G H K M S F U G B F R  
E B K D B T N C Z A D Q Y U H A H B Q L L V A U G E U H R C  
D U B O D M G O I R N Y Y G N I I H Q A G G E D L J V E L X  
W B F E L I N E R T G D R F S E Q D U O R W H O U I L R C T



Whiskers

Scratch

Playful

Catnip

Feline

Collar

Kitten

Treats

Litter

Claws

Meow



Sleep


Post

Cat

Purr

Paw





# 5 Ways to Keep Your Pet Safe This Holiday



## #1 Holiday Food

### AVOID TABLE SCRAPS

FATTY FOODS, RAISINS, SEASONING, DOUGH, ONIONS, BONES

### SKIP THE SWEETS

CHOCOLATE, XYLITOL, MACADAMIA, NUTS, NUTMEG, CINNAMON



## #2 Decorations

MAKE SURE CHRISTMAS TREES ARE SECURED AND HOLIDAY DECORATIONS LIKE ORNAMENTS AND TINSEL THAT CAN BE SEEN AS TREATS, ARE OUT OF REACH.




## #3 Plants

FESTIVE PLANTS AND SEASONAL FLOWERS ARE COMMON DURING THE HOLIDAYS, BUT ALSO TOXIC TO PETS. AVOID MISTLETOE, HOLLY, AND POINSETTIAS.



## #4 Safe Space

BE SURE YOUR PET HAS ACCESS TO A QUIET, SAFE SPACE, SHOULD THEY WANT SOME ALONE TIME. SET UP A ROOM WITH THEIR FAVORITE BED, BLANKETS, AND TOYS.



## #5 Check Exits

NOTIFY GUESTS OF PETS. BE AWARE WHEN GOING IN AND OUT. MAKE SURE ALL DOORS ARE SECURE.





# Color me!





**Color me!**





# Our Book of the Month!



words and pictures by mo willems

**It's the most wonderful time of the year—for driving a sleigh! 'Tis also the season—for driving a sleigh! Oh, and joy to the—driving a sleigh! The Pigeon has made a list and checked it once. Can his holiday dream come true? Or will The Pigeon be left out in the cold?**

**You'll share some HO-HO-HOs and HA-HA-HAs finding out in three-time Caldecott Honoree Mo Willems' ninth Pigeon book, Don't Let the Pigeon Drive the Sleigh!**



animal  
rescue  
league  
of New Hampshire

# HOLIDAY FAIR

*Humane Education Activities*

**DECEMBER  
7TH**

**10 AM - 3 PM**

**ALL AGES  
WELCOME!**



## **ACTIVITIES**

**VISIT THE HUMANE  
EDUCATION TABLE FOR  
CRAFTS, DOG COOKIE  
DECORATING, LEARNING,  
AND MORE!**



At the Animal Rescue League of NH

545 Route 101, Bedford, NH 03110

animal  
rescue  
league  
of New Hampshire

Join us  
for Youth  
Programming!

*Tweens & Teens Holiday Edition of*

# PAWS & POSES

*Yoga with Animals*

5pm - 6pm

Friday **13** December

Open to Ages 11-16

Cost: \$20.00 per child

**REGISTER  
NOW!**

SCAN ME



*Proceeds from the  
Paws and Poses event  
will benefit ARLNH!*



Yoga class led by The  
Yoga and Fitness Loft!  
Activities include  
holiday themed  
clothing, fun poses,  
animal interactions,  
shelter tour, and more!



# Pawliday Pajamas Party

Join us  
for Youth  
Programming!

READING TO SHELTER PETS, COCOA  
STATION, CRAFTS, GAMES, COOKIE  
DECORATING, HOLIDAY MUSIC AND MORE!  
DON'T FORGET TO WEAR YOUR COZY PJ'S!

**DECEMBER 21ST**

**5-7PM**

**\$20 PER  
CHILD**  
SIBLING DISCOUNT  
OFFERED!

**FOR AGES  
6-12**



**REGISTER  
NOW!**

SCAN ME



ANIMAL RESCUE LEAGUE OF NH  
545 ROUTE 101, BEDFORD, NH 03110



# Tales for Tails!

LOVE READING? COME ON BY  
AND READ TO OUR SHELTER PETS  
AS THEY AWAIT ADOPTION DAY!



Sign up at:  
<https://calendly.com/csilva-5ti/tales-for-tails>

Scan me

